

# Bio-Me

Microbiome Profiling

**Bio-Me AS**

Gaustadalléen 21  
N-0349 Oslo  
Norway

---

## Positioning Microbiome Analysis for Precision Medicine

Morten L. Isaksen PhD  
Founder & CEO Bio-Me

---

# Microbiome Analysis in Precision Medicine



---

## Challenges & Needs

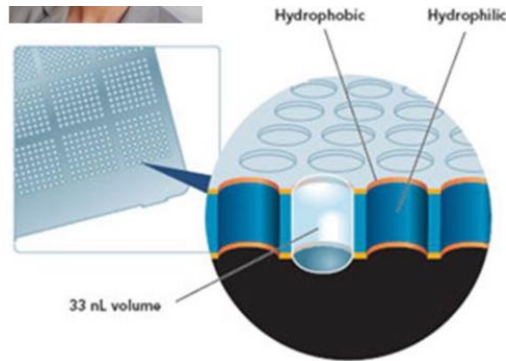


- Trade-off (16S vs Shotgun)
- Long, complex process
- Lab-dependent results
- Resolution for actionable results
- Rapid, high throughput
- Standardized procedure

## Collaboration with Thermo Fisher Scientific



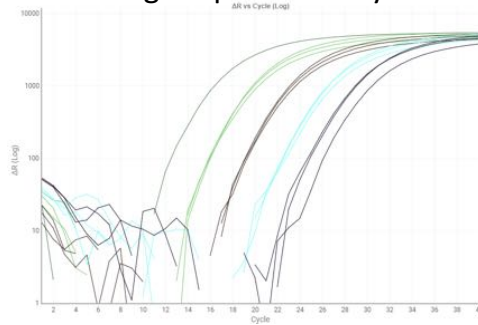
- TaqMan™ - Gold standard in bacterial detection
- OpenArray® - Unique technology allows analysis of 12K independent assays & ~ 200 samples in one run (less than 2 hours)



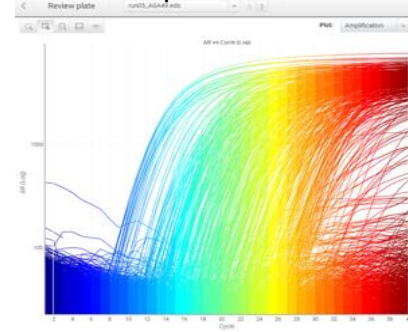
# Performance of OpenArray



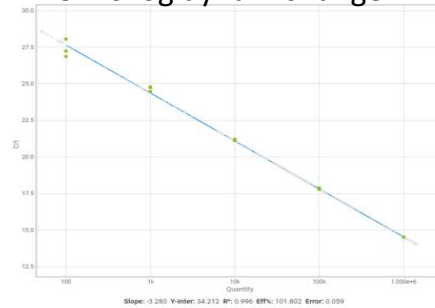
### High reproducibility



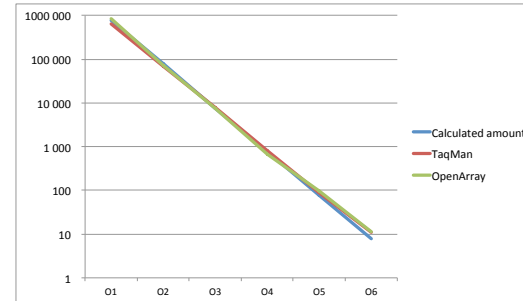
### Clean amplification curves



### 5 – 6 log dynamic range



### Accurate quantification



Subjects

A

B

C

D

E

## Demonstration study – Precision Microbiome Profiling (PMP)



**4 weeks:**  
Normal diet



**4 weeks:**  
Change of diet



**30 bacteria panel**  
**“Daily” sampling**  
**OpenArray analysis – 465 samples in one day**  
**Statistical analysis of data**

### **Interventions:**

- A: More fruit and vegetables, fiber supplement
- B: No meat, fiber supplement
- C: Lactoferrin supplement
- D: No meat and sweets
- E: Increase protein, decrease fiber

# Rapid and high throughput analysis process



**Sample Collection Kit**



**Sample (punch)**



**Punching**



**Bead-beating**



**DNA purification**



**Sample loading**

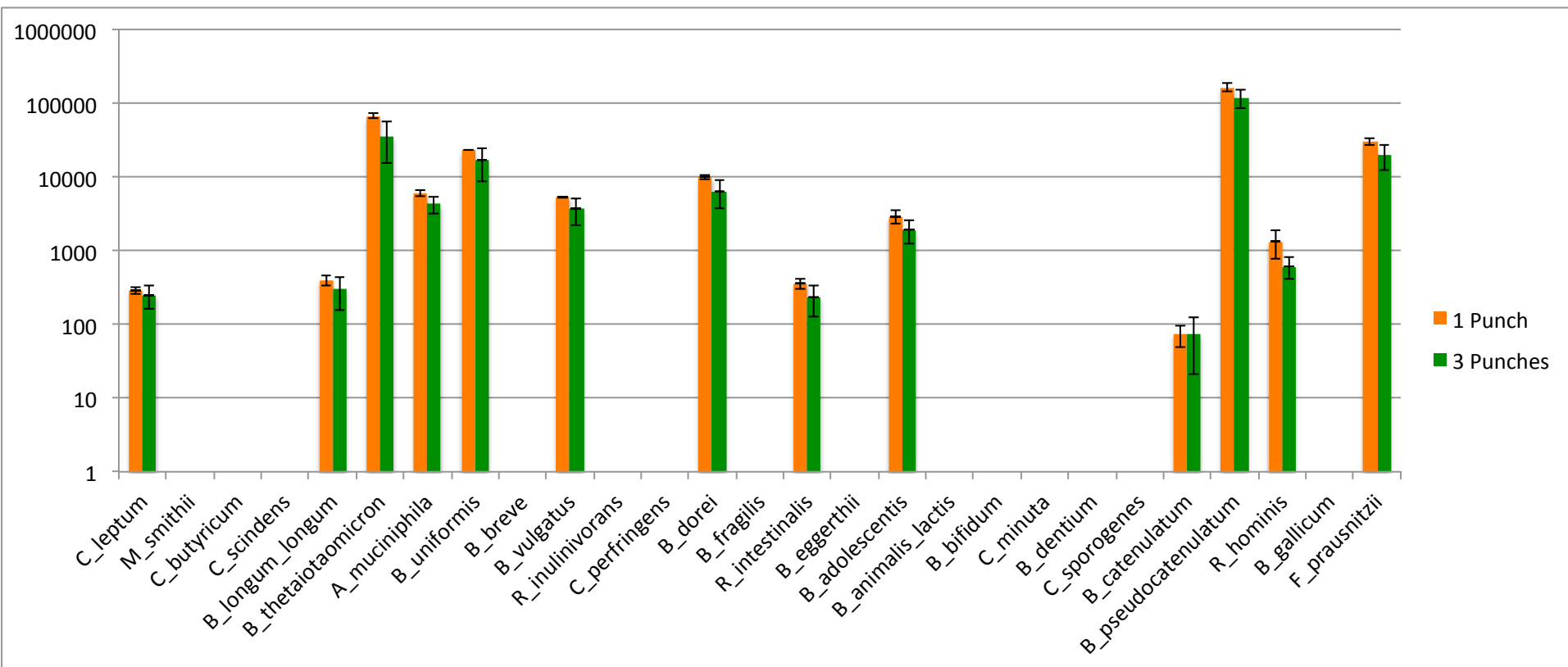


**Analysis**



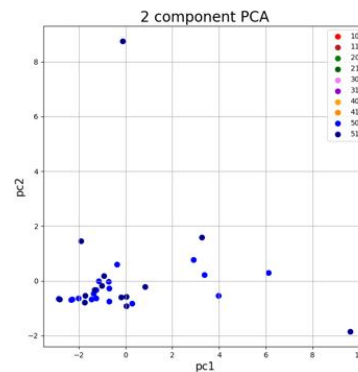
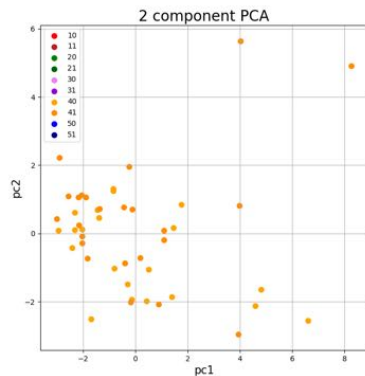
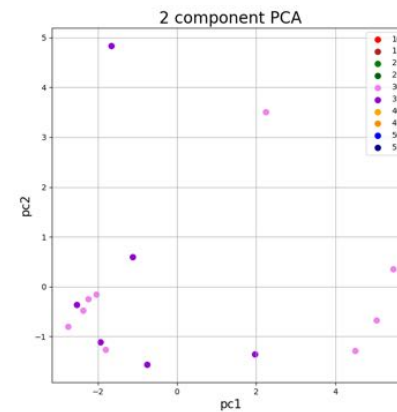
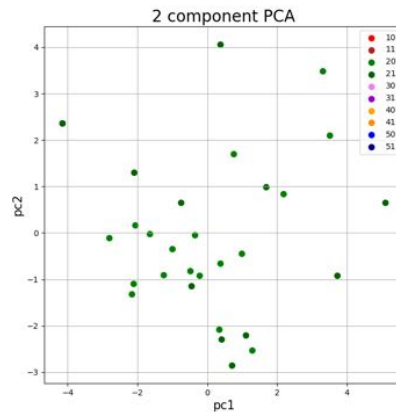
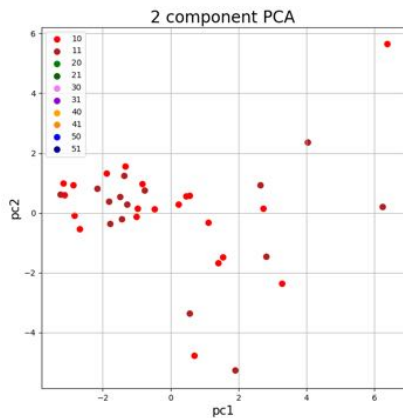
**Database & Report**

# Demonstration study PMP – Reproducibility

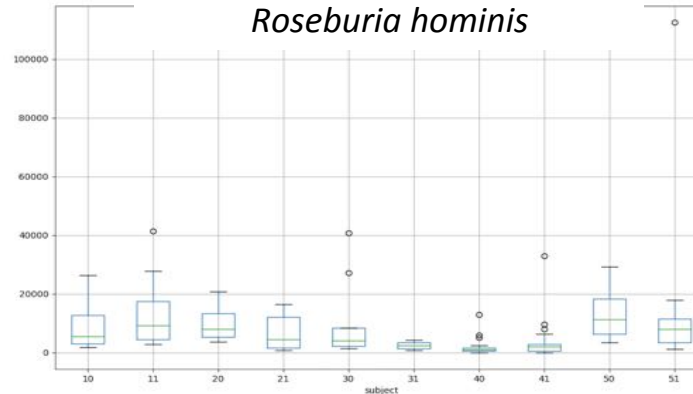
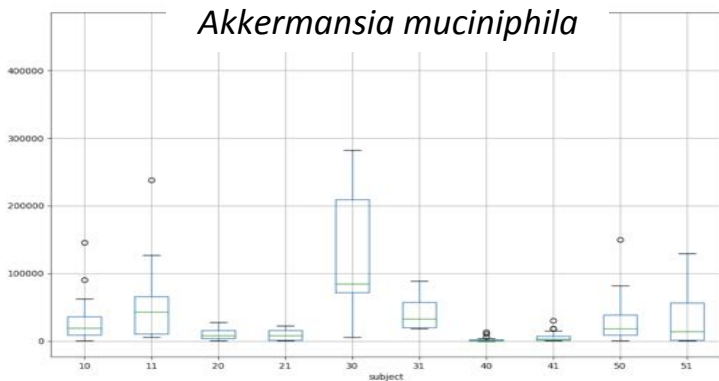
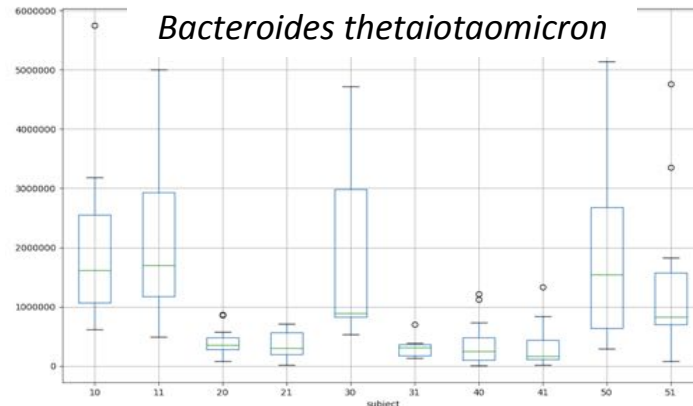
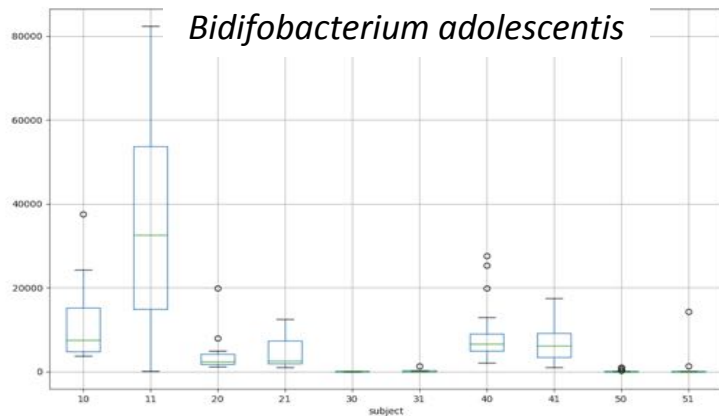




# Demonstration study PMP – PCA all bacteria




# Demonstration study PMP – boxplot individual bacteria



---

## Demonstration study PMP – Lessons learnt



- Although overall changes may be difficult to detect, high resolution analysis shows significant changes in quantities of specific bacterial species
- Changes in species abundance within 1 – 3 days
- After initial change in abundance, tendency to rebound to pre-intervention levels
- Although small panel of bacteria, PMP provided important and significant insight to microbiome profiles

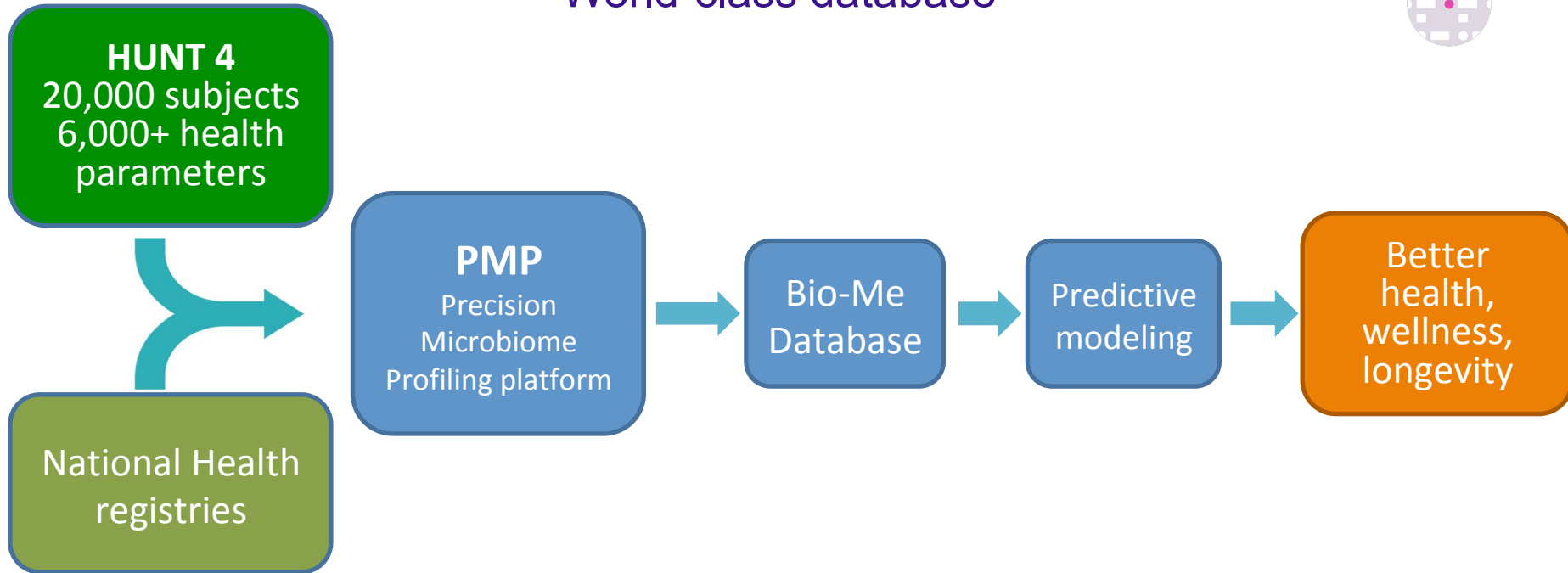
---

## PMP – Precision Microbiome Profiling platform



- **Comprehensive** 100+ of the most important/common gut bacteria
- **High resolution** Species and strain level identification
- **High throughput** Hundreds of samples in less than one day
- **Direct quantification** Quantify actual number of bacteria in sample
- **Rapid & cost-effective** Less than one day

## World-class database





# Beyond taxonomy

---

# Beyond taxonomy



- *Akkermansia muciniphila*          mucin-degrading/mucin-maintenance
- Present in 64% of samples (Abubucker *et al.* PloS ONE 9(5) (2014))
- Important in response to Immune checkpoint inhibitor treatment? (B. Routy *et al.*, Science 359, 91–97 (2018))
- Other known mucin-degrading bacteria\*:
  - *B. thetaiotaomicron*
  - *B. fragilis*
  - *B. vulgatus*
  - *B. caccae*
  - *R. gnauvus*
  - *R. torques*
  - *B. bifidium*
  - *B. longum subsp. longum*
  - *B. longum subsp. infantis*

\* Tailford *et al.* Front. Genet. 6:81 (2015)

---

# Applications of PMP



## Personalized Nutrition



- Dietary intervention
- Effect of pro- and pre-biotics

## Research use



- Larger cohorts
- Longitudinal studies
- New knowledge

## Precision Medicine



- Clinical trials
- Patient stratification
- New drugs



---

## Summary Precision Microbiome Profiling - PMP



- Focus on analysis of actual results
- Direct quantification of the important bacteria
- New and important insights to contribution of the microbiome to health and disease
- Readily applicable to be used in Precision Medicine and Companion Diagnostics
- Combined with HUNT4 data – most comprehensive microbiome Database
- Functional characterization of the microbiome

## Acknowledgments

### **Oslo University hospital:**

Johannes Hov  
Martin Kummen

### **Thermo Fisher Scientific:**



Camilla Ulekleiv  
Tibor Füle  
Peter Jacobs  
Nitin Puri  
Pius Brzoska  
Derek Wang  
Madhu Jasti

### **Bio-Me:**

Warren Flood  
Jean-Marc Billod  
Maria Måseng  
Ellen Hafslie  
Monika Sekelja  
Morten Isaksen

### **Bio-Me AS**

Gaustadalléen 21  
N-0349 Oslo  
Norway



**Bio-Me**  
Microbiome Profiling